

KUT

CARATTERISTICHE FEATURES

- Forme inedite caratterizzate da linee inclinate
 - Nuovo sistema di apertura con maniglia funzionale e decorativa, realizzabile in finitura laccata, legno, metallo, gres porcellanato
 - Possibilità di sfruttare tutto il cassetto portalavabo (senza scasso per sifone)
 - Fianchi in acciaio verniciato che nascondono lo spessore dell'anta
 - Top con vasca integrata con una parete inclinata e scarico a lama (Solid Surface o gres)
 - Fondo dei cassetti arricchito da un tappeto realizzato in un tessuto lavabile e idrorepellente
 - Possibilità di inserire porta-oggetti interni e cassetto organizer
-
- Innovative shapes with inclined lines
 - New opening system with functional and decorative handle, available in different finishes (lacquered, wood, metal, porcelain stoneware)
 - Possibility to fully use the space insides the drawer (no cut for siphon)
 - Thin sidess made in painted metal that hide the thickness of the door
 - Top with integrated basin, inclined shape and slit waste (Solid Surface or porcelain stoneware)
 - Bottom of drawers enriched by a washable and water-repellent carpet
 - Possibility to introduce internal object-holder and drawer-organizer

FINITURE / FINISHES

MOBILI / FURNITURE

Colori Laccati
Lacquered Colours

Aumento per colore a campione:
300,00 € di listino per ogni colore
richiesto
*Upcharge for custom colors:
300,00 € list price for each color*

TOP

GRES

Gres Nero
Gres Moka
Gres Camel
Gres Bianco
Gres Grigio
Gres Perla
Gres Carrara extra
Gres Pietra Grey
Gres Marquina

SOLID SURFACE

Solid Surface Bianco
Solid Surface Antracite
Solid Surface Cinereo
Solid Surface Camoscio
Solid Surface Smog
Solid Surface Ghiaccio TXT
Solid Surface Perla TXT
Solid Surface Ghiagia TXT

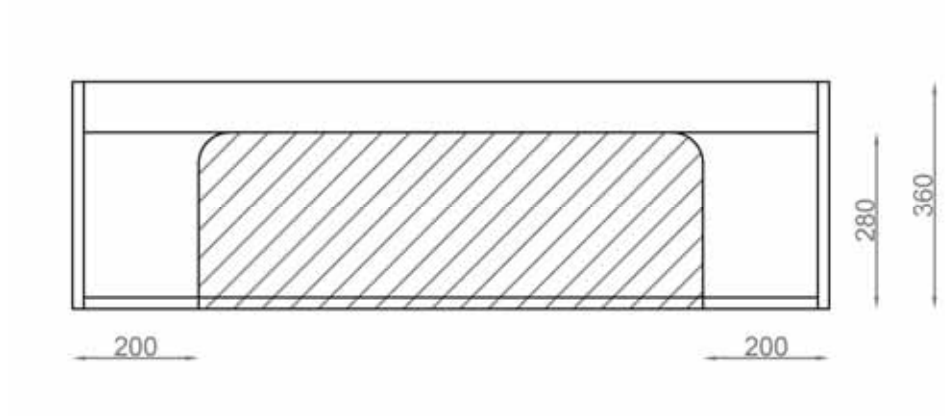
MANIGLIE / HANDLES

Noce Canaletto
Rovere Cenere
Rovere Cipria
Rovere Naturale
Rovere Smoked
Brushed Black
Brushed Steel
Brushed Copper
Brushed Brass
Gres Carrara extra
Gres Pietra Grey
Gres Marquina

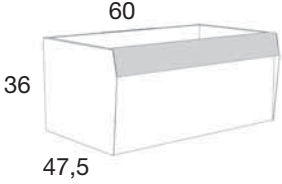
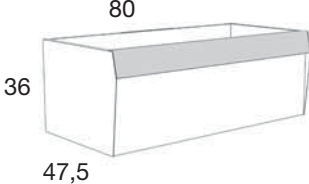
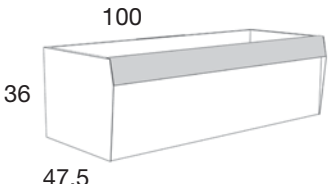
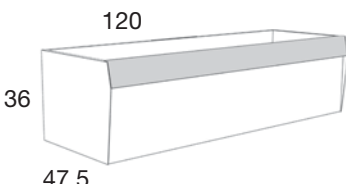
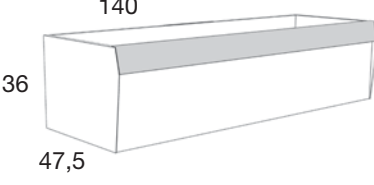
Colori Laccati
Lacquered Colours

Aumento per colore a campione:
300,00 € di listino per ogni colore
richiesto
*Upcharge for custom colors:
300,00 € list price for each color*

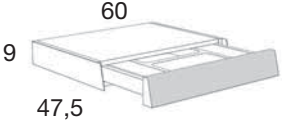

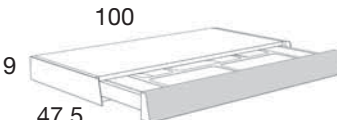

VANO SCARICHI
SPACE FOR WASTE OUTLET




PORTALAVABI SOSPESI SENZA TOP - H. 36 P. 47,5 - SIFONE SALVASPAZIO INCLUSO
 WALL-MOUNTED WASHBASIN CABINETS WITHOUT TOP - H. 36 D. 47,5 -SPACE- SAVING SIPHON INCLUDED

	Descrizione Description	Larghezza Width	Codice Code	Frontali e fianchi laccati Lacquered fronts and sides			
				Maniglia Laccata Lacquered handle	Maniglia Legno Wood handle	Maniglia Metallo Metal handle	Maniglia Gres Stoneware handle
 <p>36 47,5</p> <p>Per lavabo 50 cm Solid Surface For 50 cm basin in Solid Surface</p>	1 CESTO ESTRAIBILE 1 DRAWER	cm 60	1KUBL014	865	+55	+135	+160
 <p>36 47,5</p> <p>Per lavabi 50-70 cm Solid Surface; per lavabo 50 cm Gres For 50-70 cm basins in Solid Surface: for 50 cm basin in Stoneware</p>	1 CESTO ESTRAIBILE 1 DRAWER	cm 80	1KUBL001	885	+75	+145	+200
 <p>36 47,5</p>	1 CESTO ESTRAIBILE 1 DRAWER	cm 100	1KUBL002	940	+90	+165	+230
 <p>36 47,5</p>	1 CESTO ESTRAIBILE 1 DRAWER	cm 120	1KUBL003	985	+110	+190	+285
 <p>36 47,5</p> <p>Per lavabo singolo 50-70 cm; per doppio lavabo 50 cm For single basin 50-70 cm; for double basin 50 cm</p>	1 CESTO ESTRAIBILE 1 DRAWER	cm 140	1KUBL004	1040	+130	+205	+320

CASSETTO ORGANIZER
DRAWER WITH ORGANIZER

	Descrizione Description	Larghezza Width	Codice Code	Frontali e fianchi laccati Lacquered fronts and sides			
				Maniglia Laccata <i>Lacquered handle</i>	Maniglia Legno <i>Wood handle</i>	Maniglia Metallo <i>Metal handle</i>	Maniglia Gres <i>Stoneware handle</i>
 <p>60 9 47,5</p>	<p>1 CASSETTO 1 DRAWER</p>	cm 60	1KUBC010	745	+55	+135	+160
 <p>80 9 47,5</p>	<p>1 CASSETTO 1 DRAWER</p>	cm 80	1KUBC011	810	+75	+145	+200
 <p>100 9 47,5</p>	<p>1 CASSETTO 1 DRAWER</p>	cm 100	1KUBC012	880	+90	+165	+230
 <p>120 9 47,5</p>	<p>1 CASSETTO 1 DRAWER</p>	cm120	1KUBC013	960	+110	+190	+285

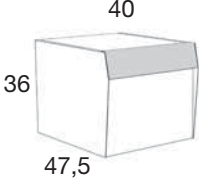
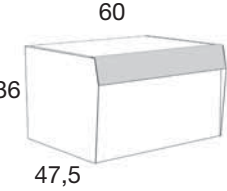
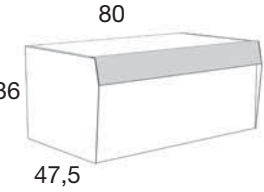
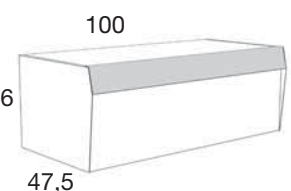
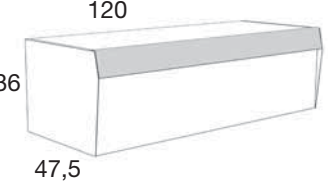
PORTALAVABI "SLIM" SOSPESI SENZA TOP - H. 9 P. 47,5
 WALL-MOUNTED WASHBASIN "SLIM" CABINETS WITHOUT TOP - H. 9 D. 47,5

Descrizione Description	Larghezza Width	Codice Code	Frontali e fianchi laccati Lacquered fronts and sides			
			Maniglia Laccata <i>Lacquered handle</i>	Maniglia Legno <i>Wood handle</i>	Maniglia Metallo <i>Metal handle</i>	Maniglia Gres <i>Stoneware handle</i>
	cm 80*	1KUBL005	625	+75	+145	+200
	cm 100	1KUBL006	650	+90	+165	+230
	cm 120	1KUBL007	685	+110	+190	+285
	cm 140	1KUBL008	720	+130	+205	+320
						
47,5						
PORTALAVABO SLIM CON STAFFE INCLUSE						
VANITY UNIT SLIM WITH SUPPORT BRACKETS						
	cm 160	1KUBL009	925	+145	+230	+355
	cm 180	1KUBL010	960	+165	+250	+400
	cm 200	1KUBL011	1225	+180	+270	+440
	cm 220	1KUBL012	1275	+200	+295	+490
	cm 240	1KUBL013	1300	+220	+320	+535

NOTE

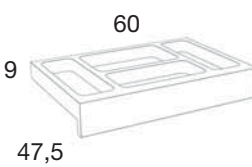
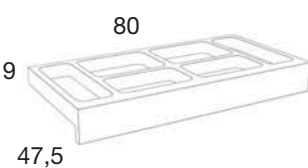
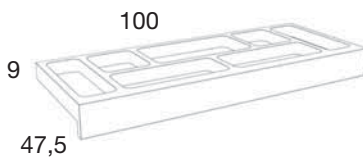
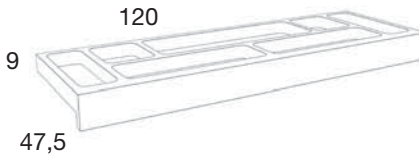
* PER LAVABO 50 CM SOLID SURFACE E GRES
 * FOR 50 CM BASIN IN SOLID SURFACE AND STONEWARE

CONTENITORI SOSPESI SENZA TOP - H. 36 P. 47,5
 WALL-MOUNTED BASE CABINETS WITHOUT TOP - H. 36 D. 47,5

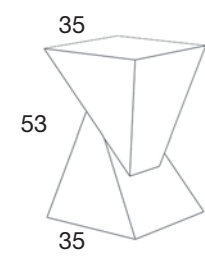
	Descrizione Description	Larghezza Width	Codice Code	Frontali e fianchi laccati Lacquered fronts and sides			
				Maniglia Laccata <i>Lacquered handle</i>	Maniglia Legno <i>Wood handle</i>	Maniglia Metallo <i>Metal handle</i>	Maniglia Gres <i>Stoneware handle</i>
	1 CESTO 1 DRAWER	cm 40	1KUBC001	650	+40	+115	+120
	1 CESTO 1 DRAWER	cm 60	1KUBC002	710	+55	+135	+160
	1 CESTO 1 DRAWER	cm 80	1KUBC003	790	+75	+145	+200
	1 CESTO 1 DRAWER	cm 100	1KUBC004	850	+90	+165	+230
	1 CESTO 1 DRAWER	cm 120	1KUBC005	890	+110	+190	+285

KUT


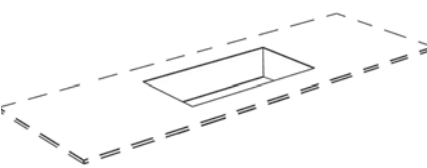
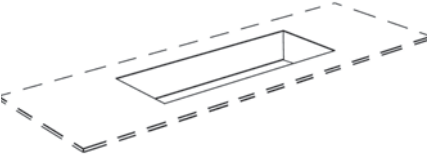
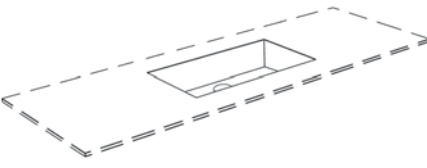
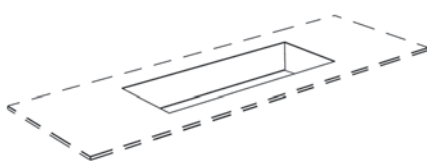
ORGANIZER PER CONTENITORE ORGANIZER FOR BASE CABINET

		Descrizione Description	Larghezza Width	Codice Code	
	60	1 CASSETTO INTERNO 1 INTERNAL DRAWER	cm 60	1KUAC001	435
	9 47,5				
	80	1 CASSETTO INTERNO 1 INTERNAL DRAWER	cm 80	1KUAC002	520
	9 47,5				
	100	1 CASSETTO INTERNO 1 INTERNAL DRAWER	cm 100	1KUAC003	565
	9 47,5				
	120	1 CASSETTO INTERNO 1 INTERNAL DRAWER	cm120	1KUAC004	675
	9 47,5				

KUT - SEAT KUT - SEAT

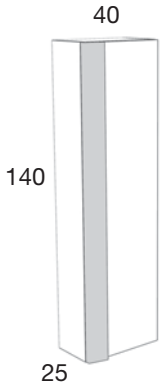
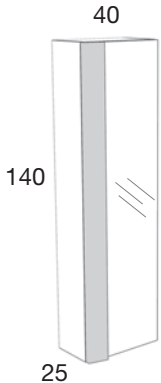
		Descrizione Description	Dimensioni Sizes	Codice Code	Bianco White	Nero Black
	35	TECNOPOLIMERO RESINATO RIGIDO CON SEDILE SOFT	cm 35 X 35 X 53 H	1KUAC010	460	460
	53	RIGID RESINED TECHNO-POLYMER WITH SOFT SEAT				
35						

TOP - P.45,6 SP. 1,2
TOP - D.45,6 TH. 1,2

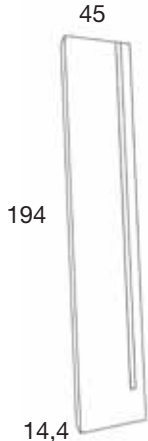
		Codice Code	Solid Surface	Gres Stoneware	Gres venato Veined Stoneware
				MAX 280 CM	
TOP AL METRO LINEARE P 45,6 TOP PER LINEAR METER D.45.6		1KUTP001	550	865	985
Lavorazioni					
	FORO RUBINETTO TAP HOLE	1XXLA001	75	100	100
	LAVABO CM 50 CON SCARICO A LAMA INTEGRATED BASIN W.50 W/SLIT WASTE	1XXLV070	495	1550	1550
	LAVABO CM 70 CON SCARICO A LAMA INTEGRATED BASIN W.70 W/SLIT WASTE	1XXLV071	495	1550	1550
	LAVABO CM 50 CON FORO PER PILETTA INTEGRATED BASIN W.50 W/DRAIN WASTE	1XXLV075	495	1550	1550
	LAVABO CM 70 CON FORO PER PILETTA INTEGRATED BASIN W.70 W/DRAIN WASTE	1XXLV076	495	1550	1550
	KIT TROPPOPIENO PER LAVABO KUT SOLID SURFACE OVERFLOW KIT FOR SOLID SURFACE KUT BASIN	1XXAC145	75	75	75
	KIT TROPPOPIENO PER LAVABO KUT GRES OVERFLOW KIT FOR STONEWARE KUT BASIN	1XXAC146	75	75	75

KUT


COLONNA - H. 140 P. 25
TALL UNIT - H. 140 D. 25

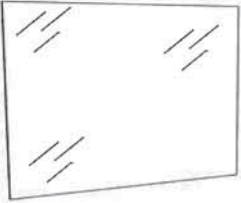
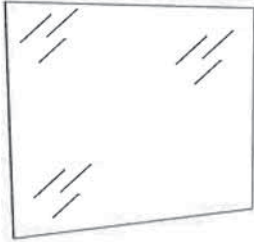
Descrizione Description	Larghezza Width	Codice Code	Frontali e fianchi laccati Lacquered fronts and sides			
			Maniglia Laccata Lacquered handle	Maniglia Legno Wood handle	Maniglia Metallo Metal handle	Maniglia Gres Stoneware handle
 <p>1 ANTA 1 DOOR</p>	cm 40	1KUCL001	950	+130	+205	+320
 <p>1 ANTA CON SPECCHIO 1 DOOR WITH MIRROR</p>	cm 40	1KUCL002	1060	+130	+205	+320

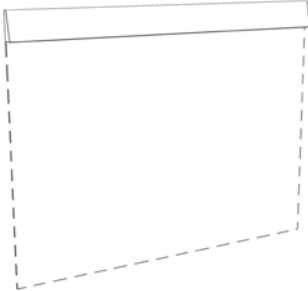
SPECCHI MIRRORS

Descrizione Description	Dimensioni Sizes	Codice Code
 <p>SPECCHIO INCLINATO C/LED INCLINED MIRROR W/LED</p>	L.45 H.194 P.14,4	1XXSP114 950

SPECCHI
MIRRORS


Descrizione Description		Larghezza Width	Codice Code	
	SPECCHIO H.68 C/BORDI INCLINATI C/LED INTEGRATO MIRROR H.68 W/INCLINED EDGES W/ INTEGRATED LED	cm 80	1XXSP108	565
		cm 100		610
		cm 120		660
		cm 140		715
		cm 160		770
		cm 180		820
		cm 200		870
		cm 220		915

Descrizione Description		Codice Code	Prezzo al metro lineare Price per linear meter
55	 SPECCHIO H.55 AL MTL MIRROR H.55 PER LINEAR METER	1XXSP106	250
70	 SPECCHIO H.70 AL MTL MIRROR H.70 PER LINEAR METER	1XXSP123	265


Descrizione Description		Larghezza Width	Codice Code	Laccato Lacquered	Legno Wood	Metallo Metal	Gres Stoneware
 PROFILO LUMINOSO H.9 PER SPECCHIO LED PROFILE H.9 FOR MIRROR	cm 60	1KUPR001	415	+55	+135	+160	
	cm 80		440	+75	+145	+200	
	cm 100		465	+90	+165	+230	
	cm 120		490	+110	+190	+285	
	cm 140		510	+130	+205	+320	
	cm 160		530	+145	+230	+355	
	cm 180		570	+165	+250	+400	
	cm 200		590	+180	+270	+440	
	cm 220		615	+200	+295	+490	
	cm 240		640	+220	+320	+535	

KUT

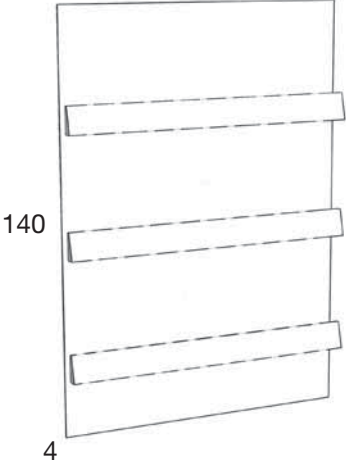
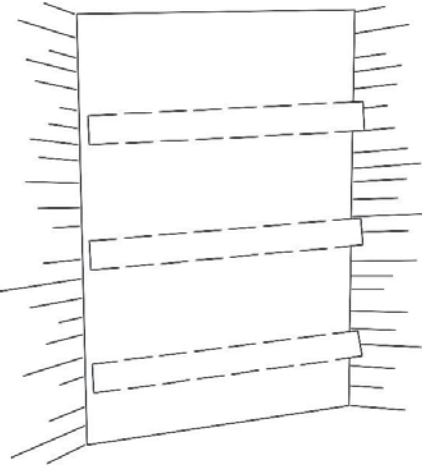
MENSOLE A PARETE/PER BOISERIE - H. 9 P. 12,6
 SHELVES FOR WALL OR BOISERIE - H. 9 D. 12,6

	Descrizione Description	Larghezza Width	Codice Code	Laccato Lacquered	Legno Wood	Metallo Metal	Gres Stoneware
	MENSOLA/ SHELF	cm 60	1KUME001	325	+55	+135	+160
	MENSOLA C/LED SHELF WITH LED		1KUME011	475	+55	+135	+160
	MENSOLA/ SHELF	cm 80	1KUME002	355	+75	+145	+200
	MENSOLA C/LED SHELF WITH LED		1KUME012	520	+75	+145	+200
	MENSOLA/ SHELF	cm 100	1KUME003	380	+90	+165	+230
	MENSOLA C/LED SHELF WITH LED		1KUME013	555	+90	+165	+230
	MENSOLA/ SHELF	cm 120	1KUME004	405	+110	+190	+285
	MENSOLA C/LED SHELF WITH LED		1KUME014	585	+110	+190	+285
	MENSOLA/ SHELF	cm 140	1KUME005	435	+130	+205	+320
	MENSOLA C/LED SHELF WITH LED		1KUME015	625	+130	+205	+320
	MENSOLA/ SHELF	cm 160	1KUME006	450	+145	+230	+355
	MENSOLA C/LED SHELF WITH LED		1KUME016	655	+145	+230	+355
	MENSOLA/ SHELF	cm 180	1KUME007	500	+165	+250	+400
	MENSOLA C/LED SHELF WITH LED		1KUME017	710	+165	+250	+400
	MENSOLA/ SHELF	cm 200	1KUME008	525	+180	+270	+440
	MENSOLA C/LED SHELF WITH LED		1KUME018	745	+180	+270	+440
	MENSOLA/ SHELF	cm 220	1KUME009	550	+200	+295	+490
	MENSOLA C/LED SHELF WITH LED		1KUME019	780	+200	+295	+490
	MENSOLA/ SHELF	cm 240	1KUME010	580	+220	+320	+535
	MENSOLA C/LED SHELF WITH LED		1KUME020	820	+220	+320	+535

PORTASALVIETTE A PARETE/PER BOISERIE H.9 P.5,5
 TOWEL-HOLDER FOR WALL OR BOISERIE H.9 P.5,5

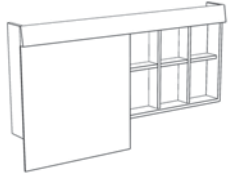
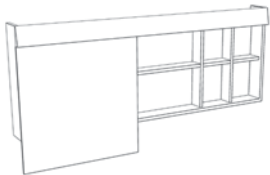
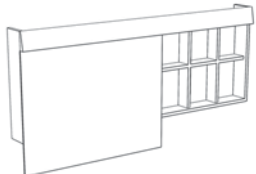
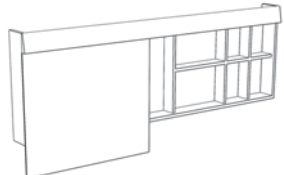
	Descrizione Description	Larghezza Width	Codice Code	Laccato Lacquered	Legno Wood	Metallo Metal	Gres Stoneware
	PORTASALVIETTE A PARETE/ BOISERIE TOWEL-HOLDER WALL/ BOISERIE	cm 60	1KUME021	325	+55	+135	+160
	PORTASALVIETTE A PARETE/ BOISERIE TOWEL-HOLDER WALL/ BOISERIE	cm 80	1KUME022	350	+75	+145	+200
	PORTASALVIETTE A PARETE/ BOISERIE TOWEL-HOLDER WALL/ BOISERIE	cm 100	1KUME023	385	+90	+165	+230

PANNELLO BOISERIE DA ATTREZZARE - H. 140 P. 4
 BOISERIE WALL PANEL - H. 140 D. 4

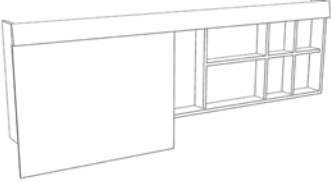
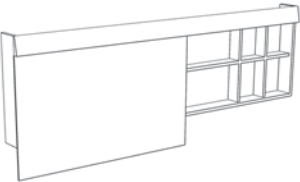
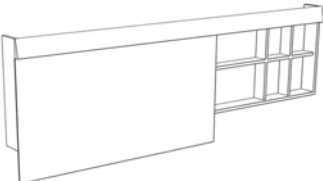
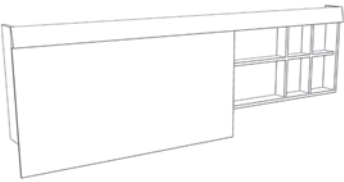
	Descrizione Description	Larghezza Width	Codice Code	Laccato Lacquered
	PANNELLO BOISERIE BOISERIE WALL PANEL	cm 80	1KUPB001	435
	PANNELLO BOISERIE BOISERIE WALL PANEL	cm 100	1KUPB002	480
	PANNELLO BOISERIE CON LED LATERALE BOISERIE WALL PANEL WITH SIDE LED LIGHTS	cm 80	1KUPB005	770
	PANNELLO BOISERIE CON LED LATERALE BOISERIE WALL PANEL WITH SIDE LED LIGHTS	cm 100	1KUPB006	820

KUT

SPECCHI CONTENITORI - H.68 P. 14,1
 MIRROR CABINETS - H.68 D. 14,1

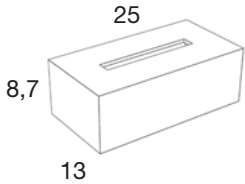
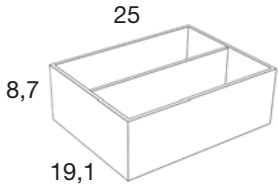
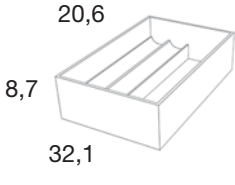
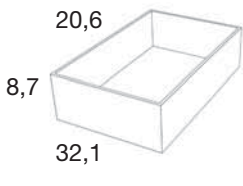
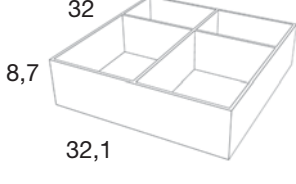
	Descrizione Description	Larghezza Width	Codice Code	Laccato Lacquered	Legno Wood	Metallo Metal	Gres Stoneware
	SPECCHIO CONTENITORE CON LED INTEGRATO MIRROR CABINET WITH INTEGRATED LED	cm 120	1KUSP001	1910	+110	+190	+285
	CON SPECCHIO WITH MIRROR	cm 60					
	SPECCHIO CONTENITORE CON LED INTEGRATO MIRROR CABINET WITH INTEGRATED LED	cm 140	1KUSP007	2065	+130	+205	+320
	CON SPECCHIO WITH MIRROR	cm 60					
	SPECCHIO CONTENITORE CON LED INTEGRATO MIRROR CABINET WITH INTEGRATED LED	cm 140	1KUSP002	2140	+130	+205	+320
	CON SPECCHIO WITH MIRROR	cm 80					
	SPECCHIO CONTENITORE CON LED INTEGRATO MIRROR CABINET WITH INTEGRATED LED	cm 160	1KUSP003	2210	+145	+230	+355
	CON SPECCHIO WITH MIRROR	cm 80					

SPECCHI CONTENITORI - H.68 P. 14,1
MIRROR CABINETS - H.68 D. 14,1

	Descrizione Description	Larghezza Width	Codice Code	Laccato Lacquered	Legno Wood	Metallo Metal	Gres Stoneware
	SPECCHIO CONTENITORE CON LED INTEGRATO MIRROR CABINET WITH INTEGRATED LED	cm 180	1KUSP008	2340	+165	+250	+400
	CON SPECCHIO WITH MIRROR	cm 80					
	SPECCHIO CONTENITORE CON LED INTEGRATO MIRROR CABINET WITH INTEGRATED LED	cm 180	1KUSP004	2425	+165	+250	+400
	CON SPECCHIO WITH MIRROR	cm 100					
	SPECCHIO CONTENITORE CON LED INTEGRATO MIRROR CABINET WITH INTEGRATED LED	cm 200	1KUSP005	2500	+180	+270	+440
	CON SPECCHIO WITH MIRROR	cm 100					
	SPECCHIO CONTENITORE CON LED INTEGRATO MIRROR CABINET WITH INTEGRATED LED	cm 200	1KUSP006	2570	+180	+270	+440
	CON SPECCHIO WITH MIRROR	cm 120					

KUT

ACCESSORI INTERNI ACCESSORIES

	Descrizione Description	Dimensioni Dimension	Codice Code	
	PORTA FAZZOLETTI TISSUE BOX	L.25 H.8.7 P.13 W.25 H.8.7 D.13	1KUAC005	175
	ORG.1 - PORTAOGGETTI C/2 VANI ORG.1 - OBJECT HOLDER W/2 SPACES	L.25 H.8.7 P.19.1 W.25 H.8.7 D.19.1	1KUAC006	175
	ORG.2 - PORTAOGGETTI C/PORTA PENNELLI ORG.1 OBJECT HOLDER W/BRUSH HOLDER	L.20.6 H.8.7 P.32.1 W.20.6 H.8.7 D.32.1	1KUAC007	270
	ORG.3 - PORTAOGGETTI ORG.3 - OBJECT HOLDER	L.20.6 H.8.7 P.32.1 W.20.6 H.8.7 D.32.1	1KUAC008	210
	ORG.4 - PORTAOGGETTI C/4 VANI ORG.4 - OBJECT HOLDER W/4 SPACES	L.32.1 H.8.7 P.32.1 W.32.1 H.8.7 D.32.1	1KUAC009	240