

# ROCKLAND



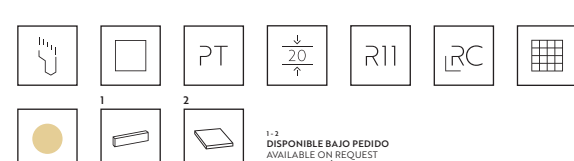
MINK 60X60 CM RC 20 MM

STONE

## ROCKLAND

PORCELAIN TILE

< INSIDE - OUT >



PORCELAIN TILE



### PEARL

- 100X100 CM RC - VPR801
- 75X75 CM RC - VPR011
- 60X120 CM RC - VPR401
- 60X60 CM RC - VPR201
- 60X60 CM RC 20 MM - VPR302
- 30X60 CM - VP0101

MOSAIC 30X30 CM (5X5) - PZ0118

- COLOR BODY
- SOLID20

### GREY

- 100X100 CM RC - VPR801
- 75X75 CM RC - VPR011
- 60X120 CM RC - VPR401
- 60X60 CM RC - VPR201
- 60X60 CM RC RII/CTE3 - VPR202
- 60X60 CM RC 20 MM - VPR302
- 30X60 CM - VP0101
- 30X60 CM RII/CTE3 - VP0102

### ANTHRACITE

- 100X100 CM RC - VPR801
- 75X75 CM RC - VPR011
- 60X120 CM RC - VPR401
- 60X60 CM RC - VPR201
- 60X60 CM RC 20 MM - VPR303
- 40X120 CM RC 20 MM - VM5R91
- 30X60 CM - VP0101

### MINK

- 100X100 CM RC - VPR801
- 75X75 CM RC - VPR011
- 60X120 CM RC - VPR401
- 60X60 CM RC - VPR201
- 60X60 CM RC RII/CTE3 - VPR202
- 60X60 CM RC 20 MM - VPR302
- 30X60 CM - VP0101
- 30X60 CM RII/CTE3 - VP0102

### TAUPE

- 100X100 CM RC - VPR802
- 75X75 CM RC - VPR012
- 60X120 CM RC - VPR402
- 60X60 CM RC - VPR202
- 60X60 CM RC 20 MM - VPR303
- 30X60 CM - VP0102



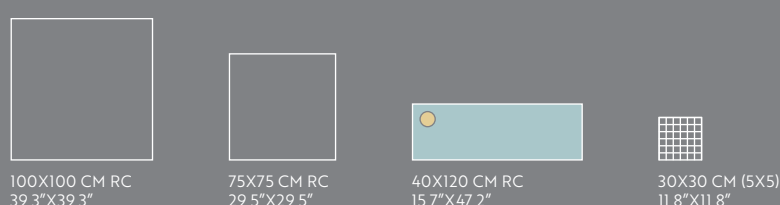
ANTHRACITE 60X60 CM RC - GREY 30X60 CM

## INFORMACIÓN TÉCNICA

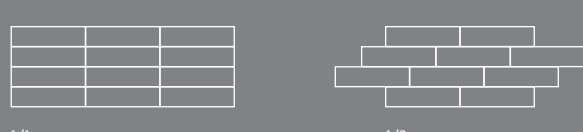
TECHNICAL INFORMATION



PAVIMENTO - PORCELAIN TILE - FAÏENCE



COLOCACIÓN - TO LAY - POSE



- COLOR BODY
- SOLID20

EMBALAJE Y PESO - PACKING LIST - EMBALLAGE ET POIDS

FORMATOS SIZE - TAILLES	ESPESOR (MM)	PZAS/ C2	M2/ C2	KG/ C2	PZAS/ M2	KG/ M2	ALTURA	PLANOS	EUROPALET				GRÁFICAS		
									PZAS/ PAL	CJAS /PAL	M2/ PAL	KG/ PAL	MEDIDA PAL	CARAS	LIENZO
100X100 RECT. (99,5X99,5)	10,0	2	1,98	42,50	1,005	21,46	109	1	56	24	47,52	1.040,00	100x120	7-R	120X120
75X75 RECT. (74,4X74,4)	10,0	2	1,071	22,92	1,83	20,70	87	1	96	48	53,14	1.120,00	80x120	7-R	120X120
60X120 RECT. (59,5X120)	10,0	2	1,428	30,25	1,40	21,18	73	1	80	40	57,12	1.230,00	100x120	7-R	120X120
60X60 RECT. (59,5X59,5)	9,8	4	1,461	28,47	2,82	20,11	73	1	144	36	50,98	1.045,00	80x120	7-R	120X120
60X60 (20 MM) RECT. (59,5X59,5)	20,0	2	0,7080	31,25	1,41	44,13	73	1	72	32	22,66	1.020,00	80x120	7-R	120X120
40X120 (20 MM) RECT.	20,0	1	0,48	21,43	-	44,64	53	1	-	35	16,8	770,00	80x120	7	120X120
30X60	8,7	7	1,26	22,92	5,56	18,19	73	2	336	48	60,48	1.120,00	80x120	7-R	120X120

ROCKLAND

R - RANDOM